



arada
— stoves —

Putting warmth at
the heart of the home



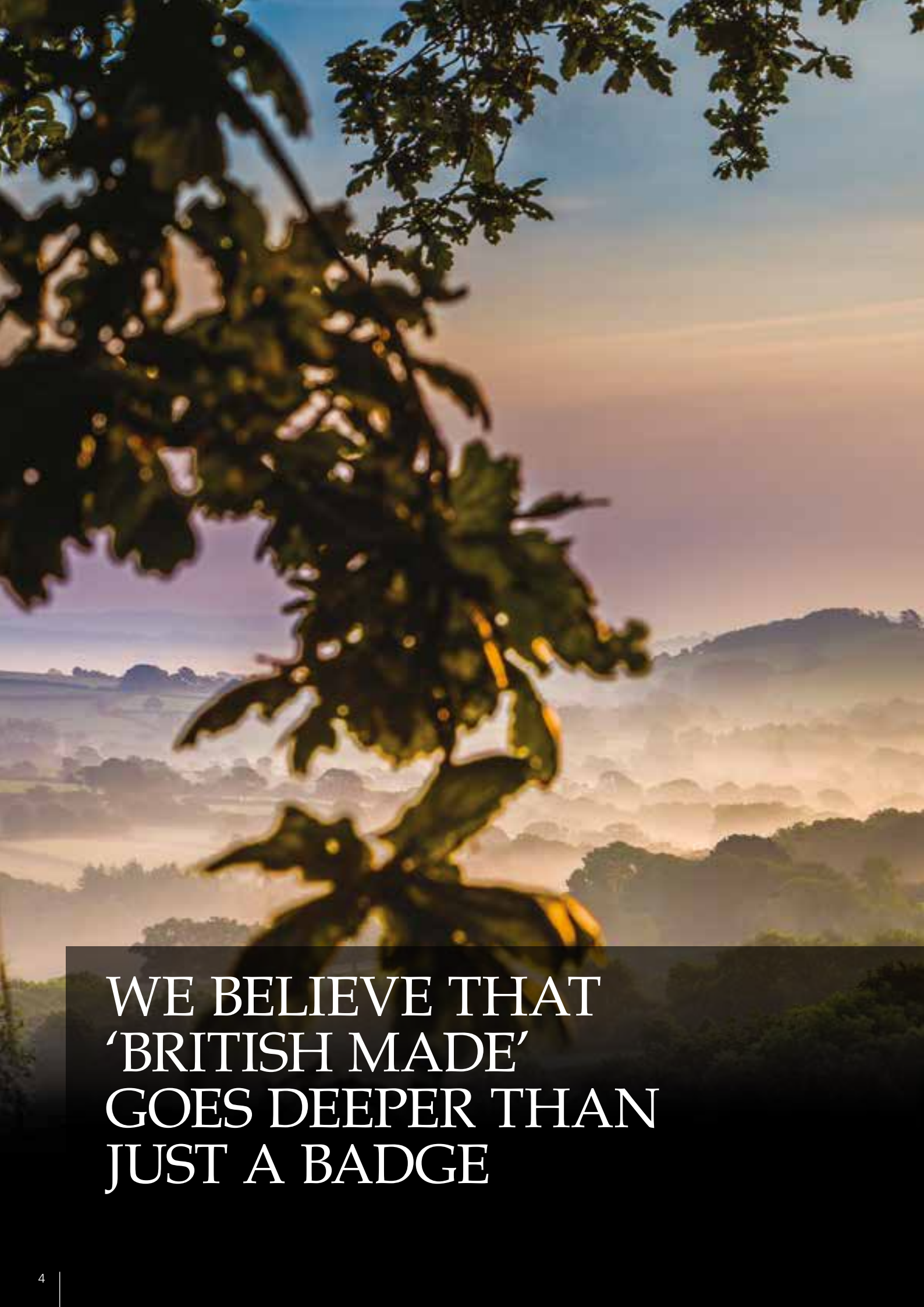
WE BELIEVE A
STOVE IS SO MUCH
MORE THAN A
BLACK STEEL BOX



It is a living breathing thing, sparking passion
in those who own it.

The rituals of feeding and caring for it become part
of your day. The scent and sound of it become part of
your home. The glow becomes your companion.

This is why an Arada stove warms not only
the bones, but the heart as well.



WE BELIEVE THAT
'BRITISH MADE'
GOES DEEPER THAN
JUST A BADGE



In 1966 George and Rose started a small family engineering business, 50 years on it is still at the heart of today's Arada.

Since their creation, our stoves have had the authenticity you'd expect from a company rooted in rural Devon.

So choose a stove that is perfectly designed for the British home and your way of life.



12



40



67



12



52



CONTENTS

Our stoves	8
Choosing a stove that's right for you	9
Burnwell	10
Contemporary Living collection	12
Timeless Classics collection	40
Hardworking Heating collection	52
Perfect fit & finish	64
Log stores	65
Colour options & paint finishes	66
Guaranteed to last	67
The technical bit	68
Specifications	70

OUR STOVES – YOUR STYLE

With stoves to suit every lifestyle and setting, we make it easy to put a warm glow at the heart of your home.

We have freestanding designs that are just right in an inglenook fireplace.

If you're looking to fill an empty hearth, our inset stoves are sized to slot straight into a traditional British fireplace. Or go for modern minimalism with a cassette model.

Our stove collections:



CONTEMPORARY LIVING

An elegant feature slotted neatly into a bright, spacious room or a dramatic centrepiece that provides wow factor, our contemporary stoves let you create the look you want. Clean-cut lines and big viewing windows emphasise the beauty of the fire whilst offering top efficiency ratings.

TIMELESS CLASSICS

Within the Arada range, you will find models that epitomise traditional design. These stoves are equally at home inside a red-bricked chimney breast of a cosy cottage or glowing within the grand fireplace of a country home. Either way, they have an abundance of charm and character.

HARDWORKING HEATING

With designs to suit any setting, boiler stoves from Arada offer the perfect fusion of style and practicality. Our compact multi fuel and wood boiler models are economical, reliable and sustainable. They provide an alternative to traditional central heating systems or work in combination with them. Unrivalled features and performance come as standard.

Colour options:

Our stoves and log stores are available in a wide selection of colours to match your home and décor. To see more about our colour options and paint finishes, visit page 66.



Matt Black



Devon Cream



Grey




Metallic Bronze



Pewter



Shimmering Rose



Sky Blue

[†]Actual paint and colours may vary from this printed representation. Ask your local retailer for a colour sample.

CHOOSING A STOVE THAT'S RIGHT FOR YOU

These stoves are designed to heat the room in which they are installed. If you are looking to primarily heat water, please turn to page 52 for our selection of boiler stoves.

When deciding which model is right for you there are essential factors to consider.

Which type of stove?



Freestanding:

The most versatile solution with a wide range of options available.



Inset:

Designed to replace an open fire utilising an existing fireplace.



Cassette:

These can be recessed into a wall at hearth height or at an elevated height.

Output

You need to take into account how much heating is required. As a very rough guide measure the room, multiply its width, depth and height (in metres), and then divide this by 14. This will give you the average heating requirement of the room in kilowatts.

Fuel

We offer a choice of wood burning and multi fuel stoves, giving you the freedom to choose the ideal stove to compliment your lifestyle. We also offer Ecodesign Ready options (see pages 10 & 11) as well as DEFRA exempt stoves for UK Smoke Control Areas.

Always remember to ensure your chimney or flue system is suitable and in good working order.



Look out for these icons throughout the brochure – these will help to give you a quick insight into our stoves' features including their fuel type and guarantee.

BURNWELL - *Arada's mission to manufacture low particulate stoves & educate on best burning practice*

About Burnwell

Due to come into effect in 2022, Ecodesign is a new European-wide law which aims to lower emissions and improve air quality. Like some other UK stove manufacturers, we are already ensuring our new products meet this legislation.

BUT, unlike others, we won't tell you that buying an Ecodesign Ready stove will improve air quality on its own. At Arada, we care about the environment, so are combining cutting-edge technology with the best advice on how to maximise the use of your stove.

Burnwell is about the product, coupled with expert installation. It's about the correct fuels to burn, and the best way to control your stove to minimise particulates and emissions.

When you purchase one of our Ecodesign Ready stoves, you're eligible for a FREE Moisture Meter and Flue Thermometer - just register online

Arada and the Stove Industry Alliance

Formed in 2008, the Stove Industry Alliance's main mission is to promote the benefits of stoves, their use and safe installation. In February 2017, they launched the SIA 'Ecodesign Ready Scheme' at the House of Commons, supporting UK manufacturers to release stoves that meet the lower emission Ecodesign limits, five years ahead of the legislation.



OLD STOVES

It's a known fact that relatively high emissions come from old stoves and open fires. Lack of maintenance and bad burning practice coupled with poor quality fuel choice leads to visible smoke. Why surround ourselves in clouds of smoke when we don't have to?



SEE THE HAZE NOT THE SMOKE



NEW STOVES

A breath of fresh air... our Ecodesign appliances produce far fewer emissions than an open fire or an old style stove. Their design combined with correct use, good quality fuel and expert installation will ensure this new era of stoves is successful in improving our air quality.



Don't burn before you learn!

Burn the right wood, the right way, in the right stove



1

Choose a low particulate stove. Use an installer who is part of a registered competent person scheme and can educate you on how to use your appliance.



2

Burn dry, sustainable and seasoned fire wood with a moisture content of 20% or less. Use a moisture meter to test the moisture levels in your wood to ensure it is ready to burn.



3

Always follow manufacturer's instructions. Only refuel onto a hot ember bed, never when flames are present and avoid treated or painted wood as this emits deadly fumes.



4

Have your chimney swept at least once a year and get your stove regularly serviced. Keep an eye on parts which may need replacing to ensure the best burning environment.



CONTEMPORARY LIVING COLLECTION

*Make a statement in a contemporary space
with elegant freestanding stoves, insets
and sleek cassette options*

Farringdon	14
Acorn View	18
Esprit Solo	20
Ecoburn Plus	22
Ecoburn Plus Widescreen	26
Ecoburn Plus DEFRA	28
Ecoburn Plus Inset	30
i400 Freestanding	32
i600 Slimline Freestanding	34
i Series Cassette	36



Farringdon

The Farringdon range epitomises the finest of British design with innovative technology, outstanding all-round performance and long burn times.

Boasting impressive clean burning credentials, the Farringdon range is Ecodesign Ready. Not only does it exceed the new 2022 European regulations, but also meets even stricter North American EPA low emission levels.

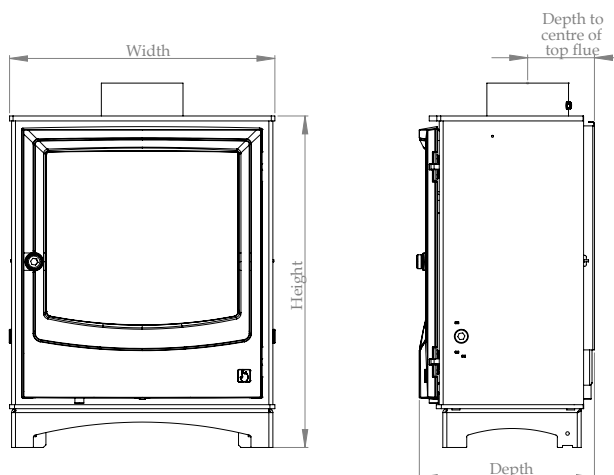
With the ability to burn at low levels for more than 10 hours, the Farringdon features exceptional controllability alongside a large fire viewing glass.

Compact and efficient, these stoves come in small, medium and large size, providing a stylish and contemporary option for heating the home.

New is our Farringdon Catalyst Eco- our most efficient high output stove to date. Despite a maximum output of 16kW, this wood-only stove still complies with the Ecodesign Ready Scheme.

Features

- Lifetime guarantee
- Exceeds Ecodesign standards when burning wood or solid fuel
- New non-smoker paint
- Approved for use in Smoke Control Areas
- Stainless steel ash pan and throat plate
- 5" spigot as standard/ 6" available free of charge on request*
- Direct air compatible
- Preheated airwash system for clean glass
- Externally controlled riddling grate - from either side
- Range of removable door handle designs
- Stocked in Matt Black or Grey
- Rear heat shield for closer positioning to combustibles
- Height adjusting legs as standard
- Choice of standard detachable handle or optional detachable wooden handle



Farringdon Small Eco

Output	4.9kW
Log length	360mm
Width	495mm
Height	638mm
Depth	356mm

* Please see technical table on page 70.





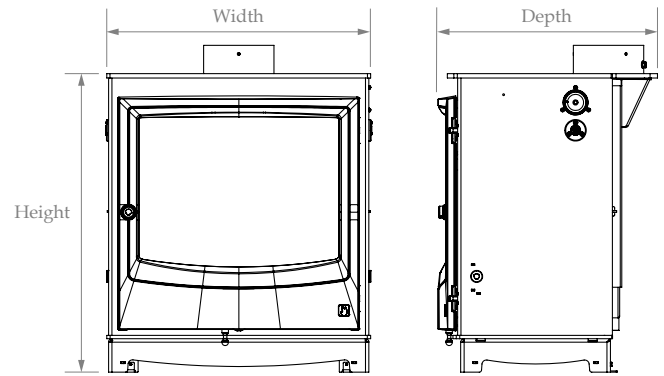
Farrington Medium Eco

Output	8.2kW
Log length	430mm
Width	533mm
Height	666mm
Depth	352mm



Farrington Large Eco

Output	10.6kW
Log length	500mm
Width	615mm
Height	666mm
Depth	426mm



Farringdon Catalyst Eco

Output	11.4kW
Log length	500mm
Width	615mm
Height	696mm
Depth	510mm

Farringdon Catalyst Eco burns wood only

Farringdon accessories

Personalise your installation with a choice of handles, stands, log stores and pedestals.



Farringdon on stand



Farringdon on log store



Farringdon on pedestal

Exclusive to our Farringdon range is an optional wooden handle which can be purchased at an additional cost.



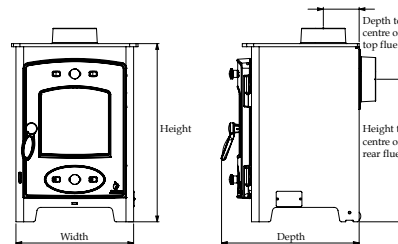
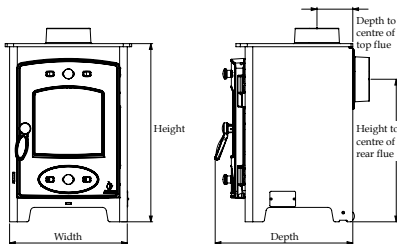
Acorn View



Compact in size and perfectly formed, the Acorn View, with its large glass viewing area, is ideal for cosy living areas. Offering all the features expected of an Arada stove, the Acorn View is efficient, easy to operate and built to last.

Features

- Lifetime guarantee
- Preheated airwash system for clean glass
- Stainless steel ash pan
- Burns wood or solid fuel
- Externally controlled riddling grate
- Patented Flexifuel System
- Primary and secondary burn to improve efficiency
- Top or rear 102mm (4") flue outlet



Acorn View 4

Output	4.2kW
Log length	200mm
Width	330mm
Height	465mm
Depth	360mm

Acorn View 5

Output	4.9kW
Log length	200mm
Width	370mm
Height	485mm
Depth	360mm

Optional extras: Ash carrier / Floor fixing kit / Add-in boiler





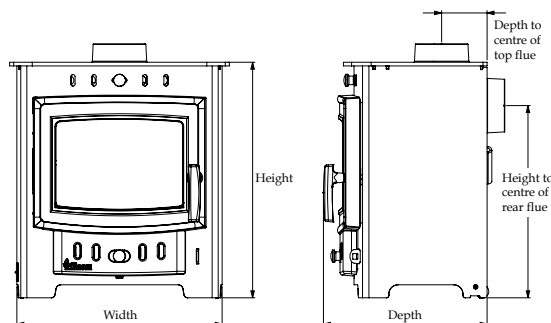
Esprit Solo



Elegantly refined, the exquisite Esprit features heaps of character and traditional looks combined with state-of-the-art technology. With its modern, easy-to-use controls and large gently curved glass, the clean burning Esprit gives superior control and a perfect view of its flames.

Features

- Lifetime guarantee
- Preheated airwash system for clean glass
- Stainless steel ash pan
- Burns wood or solid fuel
- Large curved ceramic glass
- Externally controlled riddling grate
- Patented Flexifuel System
- Primary, secondary and tertiary burn to improve efficiency
- Top or rear flue outlet



Esprit Solo 5

Output	4.9kW
Log length	325mm
Width	474mm
Height	508mm
Depth	363mm



Esprit Solo 8

Output	8.4kW
Log length	450mm
Width	600mm
Height	560mm
Depth	355mm

Optional extras: Ash carrier / Add-in boiler / Log store / Stand / Low canopy / High canopy

Ecoburn Plus



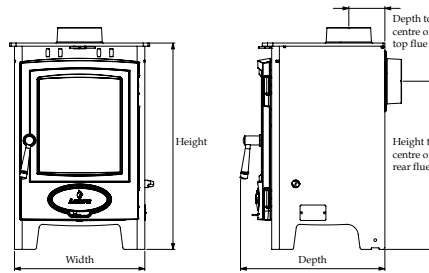
The Ecoburn Plus range of stoves is visually astounding, with an extensive viewing glass. Offering more choice over the type of fuel burnt through our Flexifuel System, Ecoburn Plus stoves provide outstanding efficiencies along with all the features that have become synonymous with our stylish contemporary stoves.

Features

- Lifetime guarantee
- Preheated airwash system for clean glass
- Stainless steel ash pan and throat plate
- Burns wood or solid fuel
- Externally controlled riddling grate
- Large fire viewing window
- Patented Flexifuel System
- Primary and secondary burn to improve efficiency
- Top or rear flue outlet
- Height adjusting legs as standard
- Ecoburn Plus 5 approved for use in Smoke Control Areas

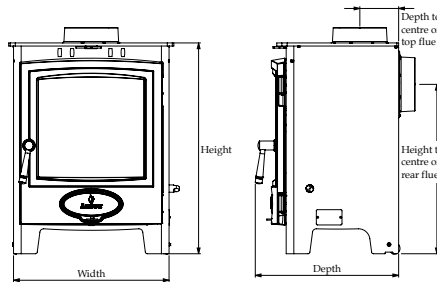
Model shown: Ecoburn Plus 5 with optional log store





Ecoburn Plus 4

Output	4.5kW
Log length	240mm
Width	355mm
Height	535mm
Depth	365mm



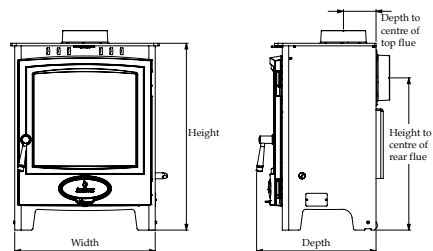
Ecoburn Plus 5

Output	4.9kW
Log length	300mm
Width	431mm
Height	550mm
Depth	365mm



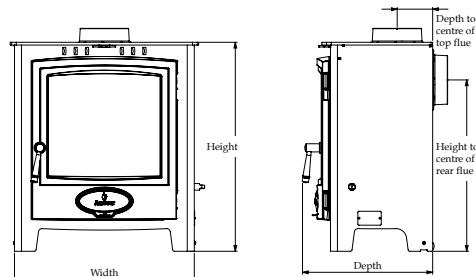


Ecoburn Plus



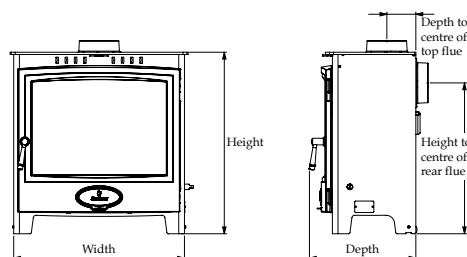
Ecoburn Plus 7

Output	6.1kW
Log length	350mm
Width	465mm
Height	585mm
Depth	365mm



Ecoburn Plus 9

Output	8.8kW
Log length	380mm
Width	541mm
Height	600mm
Depth	365mm



Ecoburn Plus 11

Output	11kW
Log length	500mm
Width	625mm
Height	638mm
Depth	381mm

Optional extras: Ash carrier / Stand / Log store / Floor fixing kit / Add-in boiler / Safety handle

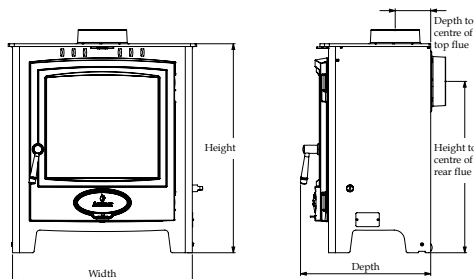
Ecoburn Plus 5 Widescreen



Despite still featuring a 4.9kW nominal output, the Ecoburn Plus 5 Widescreen lives up to its name with an extra wide viewing glass. Whilst its flames are the centre of attention, this stove still plays host to all the best features in Arada's Ecoburn Plus range as well as a larger firebox with more space for your fuel.

Features

- Lifetime guarantee
- Preheated airwash system for clean glass
- Stainless steel ash pan and throat plate
- Burns wood or solid fuel
- Approved for use in Smoke Control Areas
- Externally controlled riddling grate
- Large fire viewing window
- Patented Flexifuel System
- Primary and secondary burn to improve efficiency
- Top or rear flue outlet
- Heat shield for closer positioning to combustibles
- Height adjusting legs as standard



Ecoburn Plus 5 Widescreen

Output	4.9kW
Log length	380mm
Width	541mm
Height	600mm
Depth	365mm

Optional extras: Ash carrier / Stand / Log store / Floor fixing kit / Safety handle



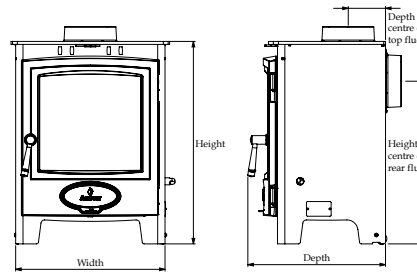
Ecoburn Plus DEFRA



The smoke exempt Ecoburn Plus stove enables you to burn wood in UK Smoke Control Areas. It has been developed to meet DEFRA's stringent exemption standards and combines simple, clean styling with the practical needs of today's stove users.

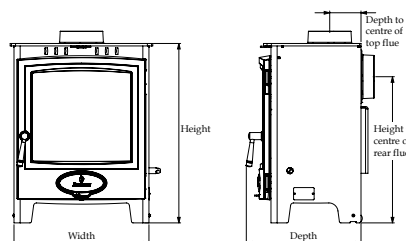
Features

- Lifetime guarantee
- Preheated airwash system for clean glass
- Patented Flexifuel System
- Approved for use in Smoke Control Areas
- Burns wood only
- Stainless steel ash pan and throat plate
- Primary and secondary burn to improve efficiency
- Top or rear 127mm (5") flue outlet
- Large fire viewing window
- Externally controlled riddling grate
- Height adjusting legs as standard



Ecoburn Plus 5 DEFRA

Output	4.9kW
Log length	300mm
Width	431mm
Height	550mm
Depth	386mm



Ecoburn Plus 7 DEFRA

Output	7kW
Log length	350mm
Width	465mm
Height	585mm
Depth	386mm

Optional extras: Ash carrier / Floor fixing kit / Safety handle / Stand / Log store



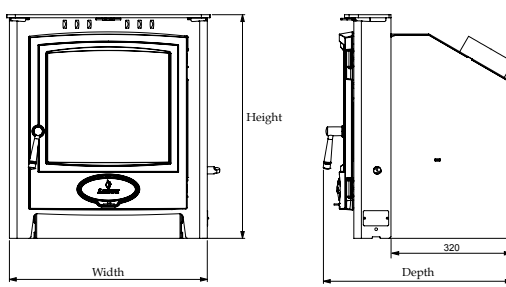
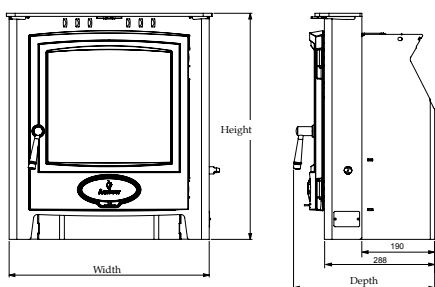
Ecoburn Plus Inset



The inset version of our ever-popular Ecoburn Plus stove has been designed to provide a convenient solution for converting an open fire into a high-performance fireplace. Complete with the same large viewing glass and clean lines, our Ecoburn Plus Inset is the perfect modern heating option.

Features

- Lifetime guarantee
- Preheated airwash system for clean glass
- Stainless steel ash pan and throat plate
- Burns wood or solid fuel
- Externally controlled riddling grate
- Fits into standard British fireplace opening
- Large fire viewing window
- Patented Flexifuel System
- Primary and secondary burn to improve efficiency
- No need to remove the chair brick (5kW model)



Ecoburn Plus 5 Inset

Output	4.9kW
Log length	200mm
Width	536mm
Height	590mm
Depth	362mm

Ecoburn Plus 7 Inset

Output	6.1kW
Log length	254mm
Width	536mm
Height	590mm
Depth	492mm

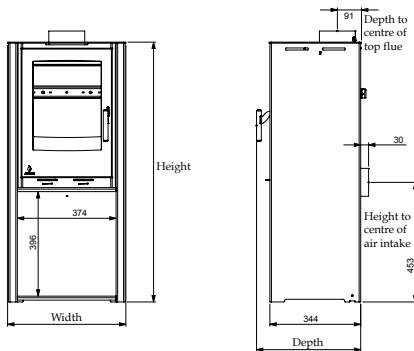
Optional extras: Ash carrier / Safety handle / Standard or long reach flue gather required when fitting flue liner 5-6" vertical flue adapter / Draught regulator



i400 Freestanding



With a sleek body, large glass viewing window and convector jacket for increased heat distribution, the i400F is the perfect stove choice. Striking and clean-cut, it is available in three heights – tall, mid and low.



Features

- Lifetime guarantee
- Preheated airwash system for clean glass
- Stainless steel ash pan
- Burns wood or solid fuel
- Optional choice of door colours
- Radiant and convected heat
- Patented Flexifuel System
- Primary, secondary and tertiary burn to improve efficiency
- Top flue fitting 127mm (5")
- Direct air supply compatible
- Approved for use in Smoke Control Areas
- Rear heat shield for closer positioning to combustibles



Anthracite Stove with Sky Blue door



Anthracite stove



Grey stove with Shimmering Rose door

i400 Freestanding Low

Output	4.9kW
Log length	255mm
Width	448mm
Height	589mm
Depth	425mm

i400 Freestanding Mid

Output	4.9kW
Log length	255mm
Width	448mm
Height	789mm
Depth	425mm

i400 Freestanding Tall

Output	4.9kW
Log length	255mm
Width	448mm
Height	984mm
Depth	425mm

Optional extras: Ash carrier



NEW

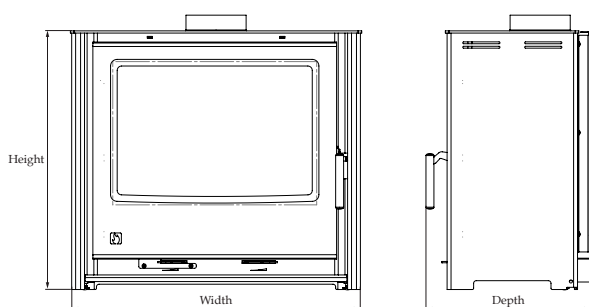
i600 Slimline Freestanding



Despite an output of less than 5kW and a slimline body, the i600SLF features an all-new full glass door offering an unlimited view of its flames. Available in short and mid heights, this modern, multi fuel stove is certain to make an impressive centrepiece.

Features

- Full glass door
- New non-smoker paint
- Lifetime guarantee
- Preheated airwash system for clean glass
- Stainless steel ash pan
- Burns wood or solid fuel
- Approved for use in Smoke Control Areas
- Stocked in Matt Black or Grey
- Glass supports available in special order colours
- Radiant and convected heat
- Patented Flexifuel System
- Primary, secondary and tertiary burn to improve efficiency
- Two position door mechanism to assist cold lighting
- Top or rear flue fitting 127mm (5")
- Direct air supply compatible
- Rear heat shield



Grey Stove with Grey glass supports



Matt Black Stove with Grey glass supports

i600 Slimline Freestanding Low

Output	4.9kW
Log length	480mm
Width	659mm
Height	585mm
Depth	372mm

i600 Slimline Freestanding Mid

Output	4.9kW
Log length	480mm
Width	659mm
Height	790mm
Depth	372mm

Optional extras: Ash carrier



i Series Cassette



The newly improved, sleek and cutting-edge design of the i Series makes these cassette stoves perfect for the modern, energy-conscious home. Complete with full glass door, heat convection system and easy-to-use controls, the i Series makes the most from your fuel. Our range of colour finishes will ensure your i Series stove fits perfectly into your home, whilst the internal pre-heated airwash system keeps your glass clean for a warming view of the fire.

Features

- Full glass door
- New non-smoker paint
- Lifetime guarantee
- Preheated airwash system for clean glass
- Stainless steel ash pan
- Burns wood or solid fuel
- Stocked in Matt Black or Grey
- Optional choice of trim colours*
- Radiant and convected heat
- Patented Flexifuel System
- Primary and secondary burn to improve efficiency
- Two position door mechanism to assist cold lighting
- Top flue fitting 127mm (5")
- Internal flue fitting and flue damper for ease of installation
- Approved for use in Smoke Control Areas
- Direct air supply compatible



Shimmering Rose trim with Grey glass supports



Grey trim with Grey glass supports

* See page 66 for Optional trim colours.





i Series Cassette



i400

Output	4.9kW
Log length	255mm
Width	405mm
Height	558mm
Depth	407mm



i500

Output	6.4kW
Log length	350mm
Width	508mm
Height	558mm
Depth	407mm



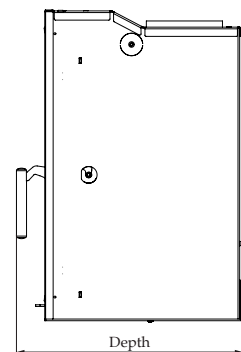
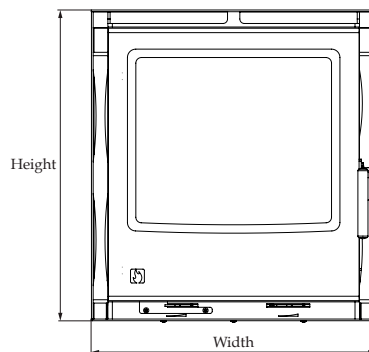
i600

Output	7.5kW
Log length	480mm
Width	609mm
Height	558mm
Depth	407mm



i750

Output	8.9kW
Log length	600mm
Width	762mm
Height	558mm
Depth	407mm



All models shown with optional trim.
Dimensions will differ when trim is installed.

Optional extras: Ash carrier / Optional choice of trim



TIMELESS CLASSICS COLLECTION

*Stoves with character and charm –
the traditional focal point for a
room of any size*

Puffin & Heron	42
Chelsea Solo & Duo	44
C Flat Wood Solo & Duo	46
Duo	48
Flatmate & A Flat Wood	50

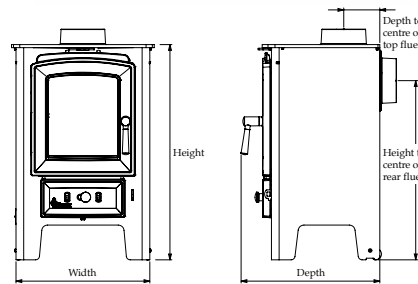
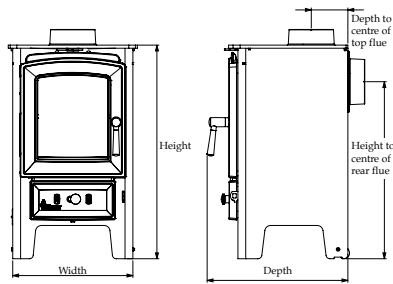
Puffin & Heron



The smallest in our Timeless Classics collection, the Puffin and its slightly bigger brother, the Heron, are the perfect companions for smaller living spaces such as cosy shepherd huts, workshops or even outbuildings. This trusty duo boast character with their miniature charm, warm glow and traditional features. These stoves may be small but their enchanting flames more than make up for their size.

Features

- Lifetime guarantee
- Pre-heated airwash system for clean glass
- Stainless steel ash pan
- Burns wood or solid fuel
- Externally controlled riddling grate
- Primary and secondary burn to improve efficiency
- Top or rear 102mm (4") flue outlet



Puffin

Output	4.2kW
Log length	225mm
Width	330mm
Height	546mm
Depth	355mm

Heron

Output	4.9kW
Log length	225mm
Width	370mm
Height	558mm
Depth	355mm

Optional extras: Ash carrier / Add-in boiler



The Puffin and Heron are the perfect heating solution for smaller living areas.



Model shown: Puffin

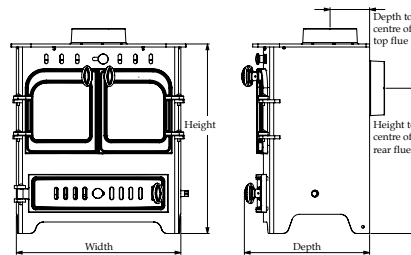
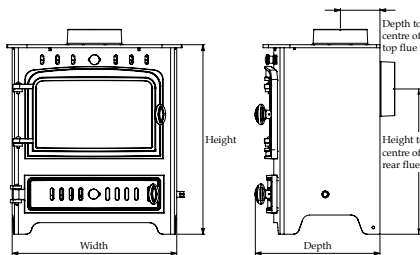
Chelsea Solo & Duo



A dependable favourite amongst the Timeless Classics. The Chelsea Solo, with its clean, simple design, large fire viewing window and advanced airwash system, proves a hardy companion on a cold winter's night. The two-door Chelsea Duo model offers a more classical appearance. The tastefully chunky controls offer total ease of use whilst the curved-edge fire viewing windows and exposed door hinges add rural charm.

Features

- Lifetime guarantee
- Pre-heated airwash system for clean glass
- Stainless steel ash pan
- Burns wood or solid fuel
- Externally controlled riddling grate
- Primary and secondary burn to improve efficiency
- Top or rear 127mm (5") flue outlet



Chelsea Solo

Output	4.9kW
Log length	325mm
Width	457mm
Height	495mm
Depth	334mm

Chelsea Duo

Output	4.9kW
Log length	325mm
Width	457mm
Height	495mm
Depth	334mm

Optional extras: Ash carrier / Add-in boiler / Low canopy / High canopy



C Flat Wood Solo & Duo

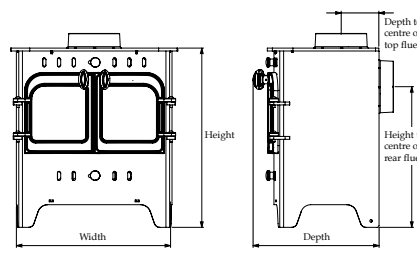
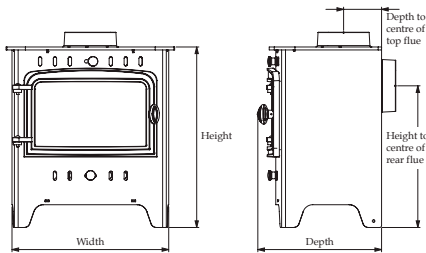


If you are looking for the rustic simplicity of a truly traditional wood burning stove, the C Flat Wood is perfect. This little gem is efficient yet uncomplicated and is sure to become a family favourite.

Our two-door version will also give any room a real homely feel whilst offering unparalleled ease of use with large, straightforward controls and our renowned airwash system.

Features

- Lifetime guarantee
- Pre-heated airwash system for clean glass
- Burns wood
- Primary and secondary burn to improve efficiency
- Top or rear 127mm (5") flue outlet



C Flat Wood Solo

Output	4.9kW
Log length	325mm
Width	457mm
Height	495mm
Depth	334mm

C Flat Wood Duo

Output	4.9kW
Log length	325mm
Width	457mm
Height	495mm
Depth	334mm

Optional extras: Add-in boiler / Low canopy / High canopy



Get outside, grab your axe and split some logs. It's hard to beat the satisfaction of a neatly stacked woodpile and the anticipation of more fire-warmed evenings in front of your Arada stove.



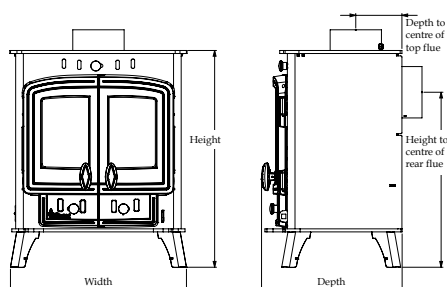
Duo



The Duo range boasts modern technology and efficiencies hidden behind its grand exterior. Certain to bring character to any room with its ash lip, large glass viewing area and solid controls, it will become a gathering point during the colder winter months.

Features

- Lifetime guarantee
- Pre-heated airwash system for clean glass
- Stainless steel ash pan
- Burns wood or solid fuel
- Primary and secondary burn to improve efficiency
- Top or rear flue outlet
- Height adjusting legs as standard



Duo 5

Output	4.9kW
Log length	325mm
Width	463mm
Height	566mm
Depth	367mm

Duo 8

Output	8kW
Log length	350mm
Width	467mm
Height	566mm
Depth	416mm

Duo 12

Output	11.7kW
Log length	450mm
Width	606mm
Height	650mm
Depth	419mm

Duo 14

Output	14.4kW
Log length	450mm
Width	682mm
Height	685mm
Depth	489mm

Optional extras: Ash carrier / Add-in boiler

Flatmate & A Flat Wood

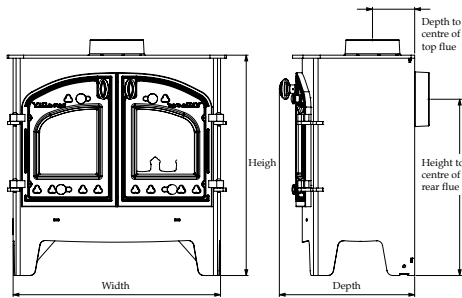


Our most popular wood burning stove, the handsome Flatmate offers an abundance of character with an admirable output of 8kW.

The A Flat Wood offers an astonishing 14kW output and is a charming addition to the quintessential inglenook fireplace of an idyllic country cottage. But don't be fooled by its evocative appearance – this hearty stove is built for performance and durability.

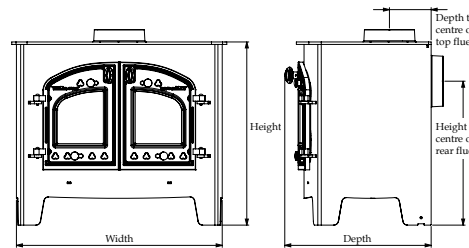
Features

- Lifetime guarantee
- Preheated airwash system for clean glass
- Burns wood
- Primary and secondary burn to improve efficiency
- Top or rear flue outlet



Flatmate

Output	8.3kW
Log length	400mm
Width	573mm
Height	575mm
Depth	353mm



A Flat Wood

Output	14.4kW
Log length	450mm
Width	699mm
Height	595mm
Depth	475mm

Optional extras: Add-in boiler / Low canopy / High canopy / Multi fuel conversion grate





HARDWORKING HEATING COLLECTION

*Enjoy heating and hot water from an
economical, reliable and sustainable
source – your Arada boiler stove*

Introduction to boilers	54
Eco boiler HE	56
Eco boiler HE Inset	58
Eco boiler 12 HE Cassette	60
Eco boiler Wood	62

BOILER STOVES – THE BEST OF BOTH WORLDS

Arada boiler stoves are proven performers. They use the latest technologies and draw on our 30 years of manufacturing experience to provide a reliable and economic way to heat your home. At the same time, you have the heart-warming glow of a real fire. Plus, a seven-year guarantee comes as standard.

Style matters

No one's going to notice your new boiler, but they will comment on your stunning new stove. This is why we offer a diverse range of styles – from our traditional two-door Villager to our modern wood burner.

Keep the temperature steady

Every Arada boiler stove has a thermostat. It's not just a safety feature, it also keeps your radiators at a constant temperature, so you stay comfortable. The feedback from the thermostat contributes to high fuel efficiency and reduced fuel consumption – making an Arada model cheaper to run than other boiler stoves.

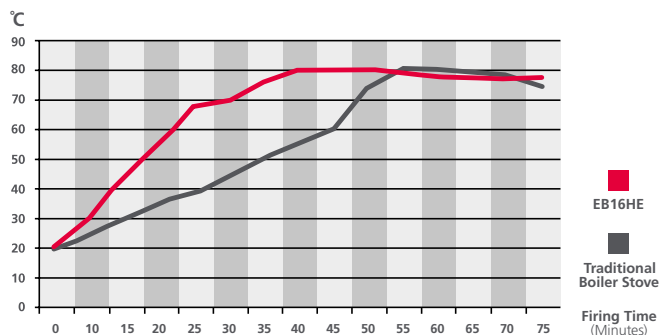

Works with other heating systems or stands alone

When installed with a thermal store, our boiler stoves can be combined with any other source of heating, from traditional gas and oil systems to the 'greener' ground source heat pumps and solar panels. This is the perfect partnership for complete home heating. Your stove is able to heat up a large amount of water quickly, and the thermal store utilises this heat effectively around the home.

Faster hot water

We use technology to drive meaningful improvements. For example, our designers modelled water flow characteristics to devise a much faster system for heating water.

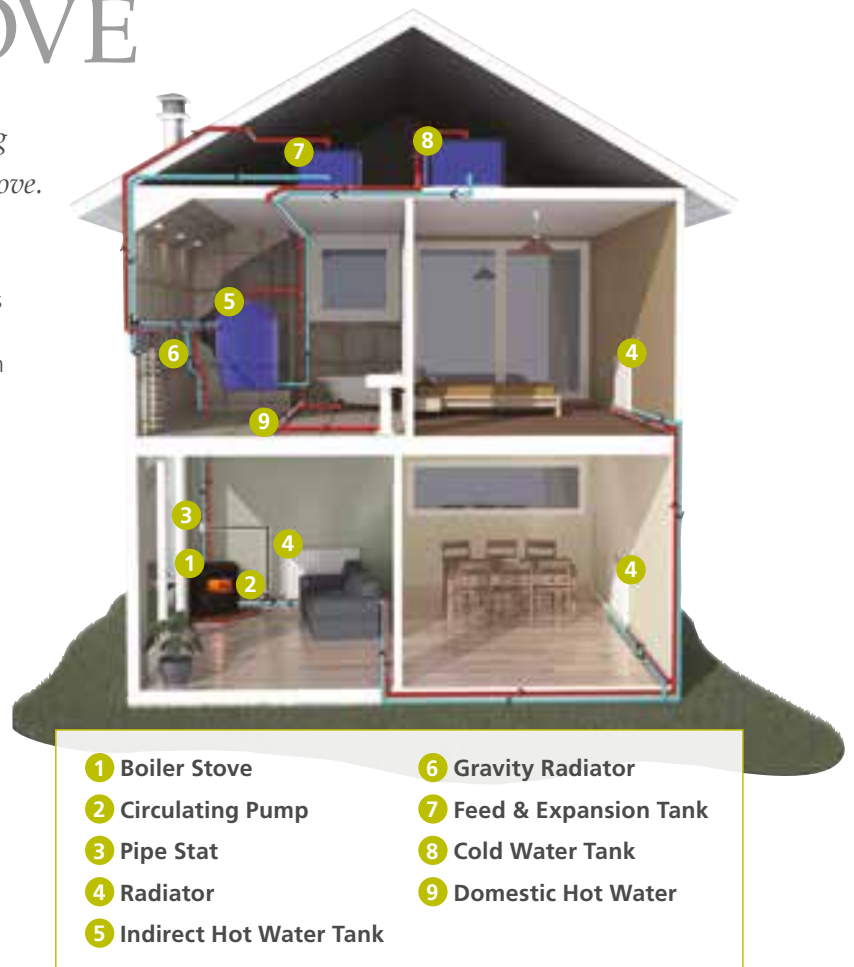
So an Arada stove heats your hot water faster.



CHOOSING YOUR BOILER STOVE

The installation, choice of fuel and refuelling cycle can affect the heat output of a boiler stove.

- When calculating your boiler stove requirements allow, as a guide, 1kW per average size radiator (typically 1000x400mm single panel). If you plan to heat domestic hot water, add 2.5kW to the required output to water.
- Don't forget to take into account any heat loss in the pipework – this is usually around 10%.
- The information above acts as a general guideline only. We highly recommend that you contact a qualified heating engineer who will ensure that you make the right choice for your home.



MATCH YOUR STOVE TO YOUR SETTING

Rustic country cottage or modern townhouse – we have a boiler stove that will fit right in. See all the designs and sizes over the next few pages.



Ecoboiler HE



Ecoboiler HE
Inset



Ecoboiler 12 HE
Cassette



Ecoboiler
Wood



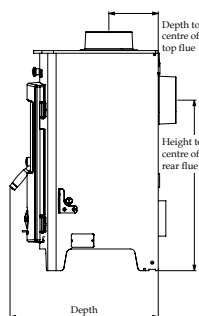
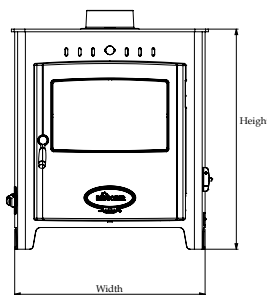
Ecoboiler HE



Providing more than just superior performance, the Ecoboiler HE (high efficiency) has a large fire door glass and soft curved lines, offering an attractive focal point for any living area. Regardless of whether you burn wood or solid fuel, these boiler stoves have the technology to keep your home warm and cosy. On top of its stylish appearance, discreet thermostatic control and three bar operating pressure, its ability to produce 50% more heat to water than other boiler stoves ensures the Ecoboiler is the ultimate heating companion.

Features

- 7 year guarantee
- Easily accessible water sensor for trouble-free maintenance
- Preheated airwash system for clean glass
- Stainless steel ash pan and baffle
- Burns wood or solid fuel
- Compact space-saving design
- Discreetly positioned thermostatic control fitted as standard
- 'Easy Boost' system
- Large, externally controlled riddling grate
- Flue Exhaust Diversion system to improve performance
- Primary and secondary burn to improve efficiency
- Suitable for installation in an indirect/ open-vented central heating system
- Up to 3 bar operating pressure
- Top or rear flue outlet
- Direct air supply compatible
- Height adjusting legs as standard



Ecoboiler 25 HE

Output to water	22.5kW
Log length	450mm
Width	678mm
Height	725mm
Depth	498mm



Ecoboiler 9 HE

Output to water	9kW
Log length	280mm
Width	466mm
Height	570mm
Depth	417mm



Ecoboiler 12 HE

Output to water	12.1kW
Log length	350mm
Width	533mm
Height	603mm
Depth	412mm



Ecoboiler 16 HE

Output to water	13.6kW
Log length	405mm
Width	590mm
Height	659mm
Depth	402mm



Ecoboiler 20 HE

Output to water	18kW
Log length	405mm
Width	590mm
Height	659mm
Depth	443mm

Optional extras: Ash carrier / Floor fixing kit / Safety handle

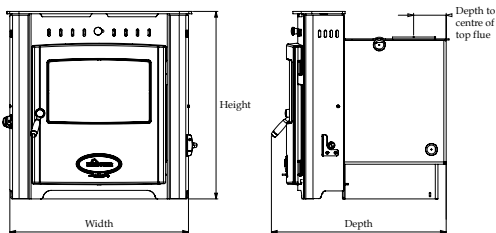
Ecoboiler HE Inset



The inset version of the Ecoboiler HE range provides high efficiency whilst fitting perfectly into a standard British fireplace opening. Featuring a large curved viewing glass, simple controls and the ultimate in state-of-the-art boiler stove technology, our inset Ecoboiler will transform any fireplace with its sophisticated style.

Features

- 7 year guarantee
- Easily accessible water sensor for trouble-free maintenance
- Preheated airwash system for clean glass
- Burns wood or solid fuel
- Stainless steel ash pan and baffle
- Compact space-saving design
- Discreetly positioned thermostatic control fitted as standard
- 'Easy Boost' system
- Large, externally controlled riddling grate
- Fits into standard British fireplace opening
- Flue Exhaust Diversion system to improve performance
- Primary and secondary burn to improve efficiency
- Suitable for installation in an indirect/open-vented central heating system
- Up to 3 bar operating pressure



Ecoboiler 12 HE Inset

Output to water	11.6kW
Log length	305mm
Width	548mm
Height	590mm
Depth	578mm

Ecoboiler 16 HE Inset

Output to water	16.1kW
Log length	405mm
Width	626mm
Height	636mm
Depth	544mm

Optional extras: Ash carrier / Safety handle





Ecoboiler 12 Cassette

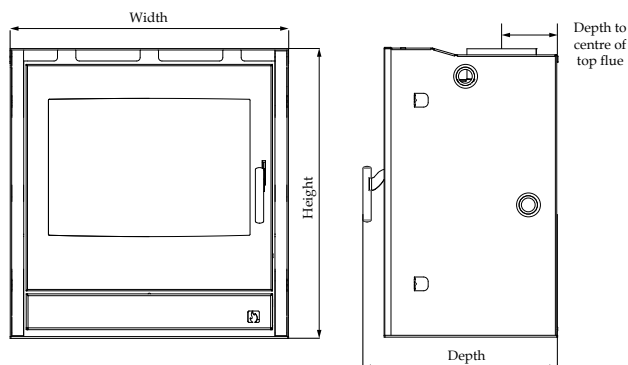


Our cassette boiler offers the perfect combination of contemporary style and traditional boiler stove heating. This multi fuel boiler offers an alternative to our freestanding models with a wide viewing glass and modern look, combined with the latest in state-of-the-art technology and high performance.

Available in any of our standard colours, a choice of frames and external air as standard, this stove is sure to provide an ideal heating solution for your home and hot water.

Features

- 7 year guarantee
- Preheated airwash system for clean glass
- Stainless steel ash pan and throat plate
- Burns wood or solid fuel
- Direct air supply
- Optional choice of trim*
- Externally controlled riddling grate
- Discreetly positioned thermostatic control fitted as standard
- Radiant heat and natural hot air convection
- Suitable for installation in an indirect/ open-vented central heating system
- Up to 3 bar operating pressure



Ecoboiler 12 Cassette

Output to water	12kW
Log length	440mm
Width	606mm
Height	631mm
Depth	377mm

Optional extras: Ash carrier / Floor fixing kit / Safety handle

* This range is available in a choice of trim colours

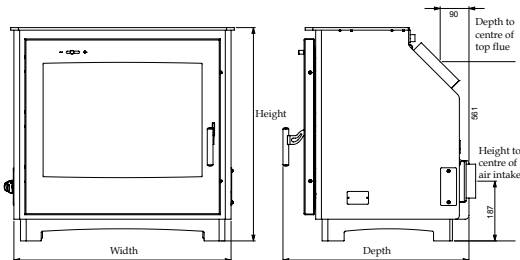
Ecoboiler Wood



Our dedicated wood boiler features one of our biggest viewing glasses, providing an unhindered view of its glowing fire. Featuring a modern design, clean-cut lines and a sleek handle, the wood boiler is certain to become the centre point of any room in an energy-conscious home.

Features

- 7 year guarantee
- Easily accessible water sensor for trouble-free maintenance
- Preheated airwash system for clean glass
- Burns wood
- Compact space-saving design
- Discreetly positioned thermostatic control fitted as standard
- Flue Exhaust Diversion system to improve performance
- Large fire viewing window
- Primary and secondary burn to improve efficiency
- Suitable for installation in an indirect/open-vented or sealed central heating system
- Up to 3 bar operating pressure
- Integral cooling loop
- Sloping 45° 6" flue outlet
- Eligible for 5% VAT
- Direct air supply compatible
- Height adjusting legs as standard



Stratford Ecoboiler Wood

Output to water	11.8kW
Log length	500mm
Width	700mm
Height	668mm
Depth	605mm



Optional extras: Ash carrier / Log store



PERFECT FIT & FINISH

Here are all the extras that let you create the perfect focal point for your room and nail the practicalities of owning a stove. From log stores and stands to handles and ash carriers, we can advise on what you need.



Dedicated log stores:

Not only will it raise the height of your stove, our log stores also allow you to keep a safe and ready supply of wood fuel directly beneath your fire. We offer universal log stores to fit all stoves.

Compatible Ranges

Ecoburn Plus, Esprit Solo, Ecoboiler Wood, Farringdon.



Ash carriers:

Ash carriers aid in the safe and clean removal of hot ash and embers from your stove's ash pan.



Dedicated stands:

Available for selected models, these dedicated stands allow you to raise the height of your stove, in order to create a whole new look and add a more tailored fit. We also offer universal stands to fit all stoves.

Compatible Ranges

Ecoburn Plus, Esprit Solo, Farringdon.



Add-in boiler:

Add-in boilers are easily fitted replacing the back firebricks. The tapping position for the boiler has already been cut into the stove body as standard.

Compatible Ranges

Acorn View, Ecoburn Plus, Puffin, Heron, Duo, Esprit Solo, Chelsea Solo & Duo, C Flat Wood Solo & Duo, Flatmate, A Flat Wood.



Pedestals:

Exclusively for our Farringdon range, our pedestals will raise the height of your stove whilst adding the extra wow factor for a sleek and modern look.

Compatible Ranges

Farringdon.

Handles:

Our safety handle is available for most stoves and, as its name suggests, is a safer alternative to the more traditional cast iron or steel handle. Additionally, exclusively for our Farringdon range, you may choose our wooden handle for an extra injection of style.



Compatible Ranges

Farringdon, Ecoburn Plus & Ecoburn Plus Inset, Ecoburn DEFRA, Ecoboiler & Inset.

We also offer a range of solutions to aid in the installation of your stove, such as flue adaptors and draught regulators. Contact your dealer for more information.

STYLISH STORES

Arada's contemporary styled log stores are the perfect partner for your stove. Innovatively designed, these steel stores have plenty of space to hold your logs with no need to venture outside on a cold winter's evening. They also feature shelving for practicality and convenience – perfect for playing host to all your stove accessories.



Tower log store:

Width: 405mm / Height: 820mm / Depth: 355mm

The tall and mighty 'Tower' gets its name from its sizeable body and streamlined shape. This log store giant has the space to hold more than three bags of logs.



Halo log store:

Width: 405mm / Height: 630mm / Depth: 385mm

The 'Halo' is small but perfectly formed. Artistic and modern, it brings beauty and originality to any space with its unique patterned sides and curved edges.



Metallic Brown

Devon Cream

Matt Black

Pewter

Shimmering Rose

Sky Blue

Grey

COLOUR OPTIONS & STOVE FINISHES

We appreciate that everybody is different, and so what can be more important than not only choosing the right stove, but also ensuring it suits your lifestyle and home décor. With this in mind, our stoves, log stores and accessories are available in a wide selection of colours to match them to your home.

NEW

(Farringdon, i600 Slimline Freestanding and i Series Cassette models only)

'Non-smoker' paint for 2017

Traditionally, stoves use a paint which cures in your home when your appliance is first lit. Whilst harmless, this curing process emits a pungent odour and fumes into the room. New for this year is our non-smoker paint, which cures at room temperature avoiding the initial inconvenience of smoking or odour. The paint finish is also harder and more durable during transport, installation and use.



Model shown: Ecoburn Plus 5 with
Flue Pipe Thermometer

GUARANTEED TO LAST

The Arada badge is, quite literally, your 'built-to-last' guarantee. There's no registration required (because you're buying a stove, not a superyacht). All our stoves come with an industry-leading stove body guarantee. Seven years if you choose a boiler stove. Or a lifetime guarantee on all our other stoves. As long as your stove has been purchased from one of our authorised retailers and installed following regulations governing the fitting of wood burning and solid fuel appliances in the country of installation, our guarantee comes as standard.



Seven year guarantee

Our boiler stoves come with a complimentary seven year guarantee as standard.



Lifetime guarantee

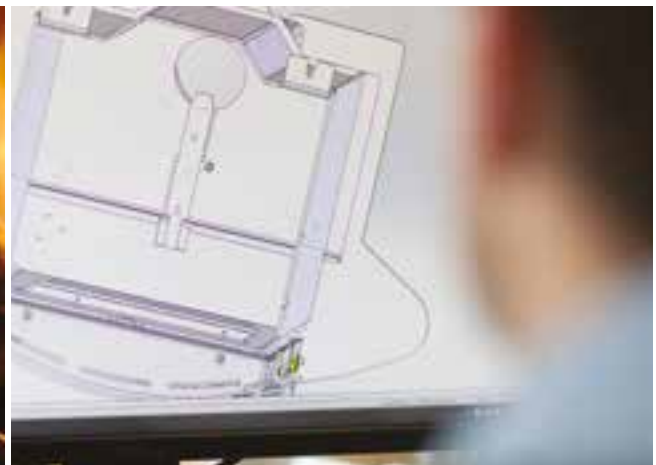
We are proud to back our craftsmanship with a lifetime guarantee as standard for our stove bodies. This ensures you have long-lasting enjoyment with your Arada stove and added peace of mind for years to come.

Terms and conditions apply. Please contact your retailer for more information.

THE TECHNICAL BIT


We constantly investigate every element of stove technology in order to make improvements to our stoves' performance. For you, this means owning an Arada stove is more of a pleasure.

More heat in the room, not up the flue. An Arada stove can be up to three times as efficient when compared to an open fire where the majority of the heat generated can escape up the chimney rather than warming your room. Our safe and controllable stoves are designed to work at optimum efficiency, heating your home and helping to reduce fuel costs.



More heat through clever design

Our heat convection system – featured in our i Series range – provides additional heat for your home. This draws in colder air through the base of the stove which warms as it travels around the back of the stove, before being released through the top outlet back into your room.



Glass that stays clear so you see the glow, not the grime

Our renowned airwash system directs a stream of hot air evenly across the window in the fire door to create a shield between the fire chamber and the glass. This prevents soot from settling and ensures you always have a fantastic view of the fire with clean glass.



For more wood tips, see our specially created wood guide or visit www.aradastoves.com which will provide all the information you need for perfect firewood.



Grab your axe and split some logs

Burning wood requires a little effort and planning but if you prepare your stove and feed it with the finest wood, the fire will roar and you will reap the rewards.

Reducing the moisture content of your wood or 'seasoning' is essential for wood burning efficiency. Wood that has been freshly harvested has a naturally high water content of between 65 and 90%. But for perfect firewood, your logs should have a moisture content of below 20%.

For natural air drying, it is recommended to season your logs for up to two years. For the best results, keep your freshly chopped logs in a sheltered store and allow plenty of airflow around them. For immediate wood burning, try properly seasoned logs – they are high quality and usually have a moisture level below 20% which is perfect for your fire.



Benefits of wood burning

- Wood is a natural and renewable fuel and is much kinder to the environment.
- Sustainably sourced wood is a carbon neutral fuel because the amount of carbon dioxide it will emit when burnt is only equal to the amount absorbed during the life of the tree.
- If you have your own access to a wood supply, this will dramatically cut down fuel costs.

Benefits of solid fuel

Modern stoves are designed for use with current cleaner-burning smokeless fuels. Only approved anthracite or lignite-based smokeless fuels deemed suitable for closed appliances should be used in an Arada multi fuel stove.

These fuel types can be burnt immediately after purchasing and need less refuelling, whilst providing more heat than a similar volume of firewood.

Flexifuel

Our patented Flexifuel System removes the need to choose between fuel types, giving you the option to burn either wood or solid fuel efficiently.

This unique concept features our crucible shaped Flexigrate bars which ensure that fuel is constantly fed towards the centre of the fire, so that no fuel goes unburnt. This design reduces heat loss with reduced gaps between the grate bars. Its dimpled crucible shape helps to build a natural layer of ash, providing a perfect base for your fire and extended grate bar life.



The shape of our Flexigrate bars also allows more fuel to be loaded, with a deep contour similar to the shape of a wood burning tray.



These bars can also be replaced individually if damaged, removing the need to replace a whole grate.

CONTEMPORARY LIVING

Technical information

Product name	Nominal output (kW)	Output range (kW)	PM Level (Nmg/m ³)	Nett efficiency (%)	Height (mm)	Width (mm)	Depth (mm)	Height to centre of rear flue (mm)	Depth from back to centre of top flue (mm)
Freestanding									
Arada Farringdon Small Eco	4.9	1.5 – 7	13 / 5 [†]	77.8 / 82.4 [†]	638	495	356	520	112
Arada Farringdon Medium Eco	8.2	1.5 – 10	27 / 7 [†]	76.1 / 79.5 [†]	666	533	352	548	112
Arada Farringdon Large Eco	10.6	3 – 12	13 / 8 [†]	77.0 / 79.7 [†]	666	615	426	548	112
Arada Farringdon Catalyst Eco	11.4	3 – 16	24	82.4	696	615	510	–	114
Aarrow Acorn View 4	4.2	1 – 5.5	–	84.1	465	330	360	372	93.5
Aarrow Acorn View 5	4.9	1 – 6.5	–	80.9	485	370	360	392	93.5
Villager Esprit 5 Solo	4.9	1 – 6.5	–	76.6	508	474	363	414	98
Villager Esprit 8 Solo	8.4	1.5 – 10	–	80.4	560	600	355	449	110
Aarrow Ecoburn Plus 4	4.5	1 – 5.5	–	86.3	535	355	365	436	94
Aarrow Ecoburn Plus 5	4.9	1 – 6.5	22	80.3	550	431	365	442	102
Aarrow Ecoburn Plus 7	6.1	1.5 – 9	–	72.1	585	465	365	477	102
Aarrow Ecoburn Plus 9	8.8	1.5 – 9	–	71.6	600	541	365	492	102
Aarrow Ecoburn Plus 11	11	2.5 – 14	–	74.7	638	625	381	529	121
Aarrow Ecoburn Plus 5 Widescreen	4.9	1.5 – 9	18	79.3	600	541	365	484	108
Aarrow Ecoburn Plus 5 DEFRA	4.9	1 – 6.5	22	78.7	550	431	386	442	102
Aarrow Ecoburn Plus 7 DEFRA	7	1.5 – 9	11	78.8	585	465	386	477	102
Aarrow i400 Freestanding Low	4.9	2 – 8	17	77.1	589	448	425	–	91
Aarrow i400 Freestanding Mid	4.9	2 – 8	17	77.1	789	448	425	–	91
Aarrow i400 Freestanding Tall	4.9	2 – 8	17	77.1	984	448	425	–	91
Aarrow i600 Slimline Freestanding Low	4.9	2 – 9	15	75.9	585	659	372	470	102
Aarrow i600 Slimline Freestanding Mid	4.9	2 – 9	15	75.9	790	659	372	675	102

Product name	Nominal output (kW)	Output range (kW)	PM Level (Nmg/m ³)	Nett efficiency (%)	Height (mm)	Width (mm)	Depth (mm)	Height in fireplace (mm)	Maximum width in fireplace (mm)
Inset and Cassette									
Aarrow Ecoburn Plus 5 Inset	4.9	1 – 6	–	80.1	590	536	362	535	375
Aarrow Ecoburn Plus 7 Inset	6.1	2 – 9	–	72.1	590	536	492	540	392
Aarrow i400	4.9	2 – 8	17	77.1	558	405	407	558	405
Aarrow i500	6.4	2 – 9	21	74.4	558	508	407	558	508
Aarrow i600	7.5	2 – 11	17	74.4	558	609	407	558	608
Aarrow i750	8.9	2.5 – 12	14	78.7	558	762	407	558	760

* Not to be installed in a UK Smoke Control Area. For further information, please visit aradastoves.com. † Solid fuel results. Δ 127mm spigot as standard for Farringdon Small Eco and Medium Eco models. 152mm spigot as standard for Farringdon Large Eco and Catalyst Eco. Alternative spigots available free of charge on request.

	Flue outlet diameter ^A (mm)	Maximum log length (mm)	Minimum distance to combustibles from rear (mm)	Minimum distance to combustibles from sides (mm)	Under hearth temperature (°C)	Optional add-in boiler	Output to water (kW)	Overall height if on log store (mm)	Overall height if on stand (mm)	Overall height if on pedestal (mm)
	127	360	500	350	43	–	–	948	768	891
	127	430	580	500	47	–	–	996	796	939
	152	500	600	500	64	–	–	996	796	959
	152	500	400	450	44	–	–	1026	826	989
	102	200	650	500	51	AIB7	1.2	–	–	–
	102	200	675	500	76	AIB0	1.8	–	–	–
	102	325	900	650	66.7	AIBV018	1.6	786	630	–
	127	450	850	700	91.8	AIBV016	2.9	838	682	–
	102	240	700	500	59.1	AIB0	1.8	923	671	–
	127	300	375	300	61.2	AIB8*	2	936	686	–
	127	350	650	450	45	AIB8	2	971	721	–
	127	380	750	500	45	AIB3	3.3	986	736	–
	127	500	800	500	67.5	AIB5	4.2	1026	776	–
	127	380	300	300	62.9	–	–	986	736	–
	127	300	475	400	59.8	–	–	936	686	–
	127	350	550	450	71.8	–	–	971	721	–
	127	255	300	220	–	–	–	–	–	–
	127	255	300	220	–	–	–	–	–	–
	127	255	300	220	–	–	–	–	–	–
	127	480	350	200	31	–	–	–	–	–
	127	480	350	200	31	–	–	–	–	–

	Depth into fireplace (mm)	Depth of front fascia (mm)	Depth from back to centre of top flue (mm)	Flue outlet	Maximum log length (mm)	Minimum distance to combustibles from above (mm)	Minimum distance to combustibles from sides (mm)
	190	172	–	Letterbox style	200	300	200
	320	172	56	127mm 30° sloping flue	254	250	200
	351	–	100	127mm vertical spigot	255	250	220
	351	–	100	127mm vertical spigot	350	550	150
	351	–	100	127mm vertical spigot	480	600	150
	351	–	100	127mm vertical spigot	600	600	150

All Arada stoves are designed, built and tested in the UK to ensure full compliance with CE certification and UK building regulations. Installation should be carried out by a suitably qualified member of a competent person scheme or signed off by local building control. Stated outputs for room heaters are quoted using wood log fuel.

TIMELESS CLASSICS

Technical information

Product name	Nominal output (kW)	Output range (kW)	Nett efficiency (%)	Height (mm)	Width (mm)	Depth (mm)
Multi fuel						
Villager Puffin 4	4.2	1 – 5	84.1	546	330	355
Villager Heron 5	4.9	1 – 6	80.9	558	370	355
Villager Chelsea Solo	4.9	1 – 6.5	71.7	495	457	334
Villager Chelsea Duo	4.9	1 – 6.5	71.7	495	457	334
Villager 5 Duo	4.9	1 – 6	83.7	566	463	367
Villager 8 Duo	8	2 – 11	83.1	566	467	416
Villager 12 Duo	11.7	2.5 – 14	73.2	650	606	419
Villager 14 Duo	14.4	2.5 – 16	73.9	685	682	489
Wood						
Villager C Flat Wood Solo	4.9	1 – 6.5	79	495	457	334
Villager C Flat Wood Duo	4.9	1 – 6.5	79	495	457	334
Villager A Flat Wood	14.4	2.5 – 16	75	595	699	475
Villager Flatmate	8.3	2 – 11	78.4	575	573	353

For further information, please visit aradastoves.com

All Arada stoves are designed, built and tested in the UK to ensure full compliance with CE certification and UK building regulations. Installation should be carried out by a suitably qualified member of a competent person scheme or signed off by local building control. Stated outputs for room heaters are quoted using wood log fuel.

	Height to centre of rear flue (mm)	Depth from back to centre of top flue (mm)	Flue outlet diameter (mm)	Maximum log length (mm)	Minimum distance to combustibles from rear (mm)	Minimum distance to combustibles from sides (mm)	Under hearth temperature (°C)	Optional add-in-boiler	Output to water (kW)
	453	94	102	225	650	500	51	AIB0	1.8
	465	74	102	225	650	500	76	AIB0	1.8
	375	102	127	325	700	500	59.8	AIBV007	1.8
	375	102	127	325	700	500	59.8	AIBV007	1.8
	458	120	127	325	975	750	61.6	AIB11	1.7
	458	120	127	350	1000	800	79.7	AIB11	1.7
	542	120	127	450	1100	800	73.7	AIB13	3
	562	135	152	450	1250	850	91.9	AIBV017	3.4
	395	102	127	325	800	750	51.5	AIBV007	1.8
	395	102	127	325	800	750	51.5	AIBV007	1.8
	468	135	152	450	1000	1000	120	AIBV001	4.7
	460	110	127	400	800	600	79.9	AIBV009	4.6

HARDWORKING HEATING

Technical information

Product name	Nominal output to water (kW)	Output range to water (kW)	Output range to room (kW)	Nett efficiency (%)	Height (mm)	Width (mm)	Depth (mm)
Freestanding							
Stratford Ecoboiler 9 HE	9	3 – 11	2 – 5	75.2	570	466	417
Stratford Ecoboiler 12 HE	12.1	4 – 14	2 – 6	71.5	603	533	412
Stratford Ecoboiler 16 HE	13.6	4 – 18	2 – 7	70.5	659	590	402
Stratford Ecoboiler 20 HE	18	5 – 22	2 – 6	70.5	659	590	443
Stratford Ecoboiler 25 HE	22.5	6 – 26	2 – 7	72.4	725	678	498
Stratford Ecoboiler Wood	11.8	4 – 14	2 – 6	73.4	668	700	675

Product name	Nominal output to water (kW)	Output range to water (kW)	Output range to room (kW)	Nett efficiency (%)	Height (mm)	Width (mm)	Depth (mm)
Inset and Cassette							
Stratford Ecoboiler 12 HE Inset	11.6	4 – 14	2 – 5	72.7	590	548	578
Stratford Ecoboiler 16 HE Inset	16.1	4 – 18	2 – 6	71.5	636	626	544
Stratford Ecoboiler 12 Cassette	12	5 – 13	2 – 5	74.4	631	606	377

For further information, please visit aradastoves.com

All Arada stoves are designed, built and tested in the UK to ensure full compliance with CE certification and UK building regulations. Installation should be carried out by a suitably qualified member of a competent person scheme or signed off by local building control. Stated outputs for boiler stoves are quoted using manufactured smokeless fuel.

	Height to centre of rear flue (mm)	Depth from back to centre of top flue (mm)	Flue outlet diameter (mm)	Maximum log length (mm)	Max. Operating pressure (bar)	Min. distance to combustibles from rear (mm)	Min. distance to combustibles from side (mm)
	431	144	102	280	3	150	100
	442	149	127	350	3	150	130
	501	147	127	405	3	250	240
	498	152	152	405	3	200	150
	565	152	152	450	3	200	150
	–	90	152	500	3	150	130

	Height in fireplace (mm)	Maximum width in fireplace (mm)	Depth into fireplace (mm)	Depth of front fascia (mm)	Depth from back to centre of top flue (mm)	Flue outlet	Maximum log length (mm)	Max. Operating pressure (bar)	Min. distance to combustibles from above (mm)	Min. distance to combustibles from sides (mm)
	532	412	353	179	110	127mm vertical spigot	305	3	75	175
	543	528	357	177	122	127mm vertical spigot	405	3	100	75
	631	606	354	–	122	127mm vertical spigot	440	3	250	100



Every effort has been made to ensure that the information contained in this brochure is accurate as of June 2017. Arada Ltd reserves the right, whilst preserving the essential characteristics of our product range, to introduce, at any time, modifications, changes of details or accessories.

E and OE.

Some of the photographs in this brochure have been created for illustration purposes only and may not represent real live installations.

This brochure is copyright 2017 and may not be reproduced in any part or form without prior written consent from Arada Ltd.



The Fireworks, Weycroft Avenue, Axminster, Devon EX13 5HU.

T +44 (0) 1297 35700

aradastoves.com